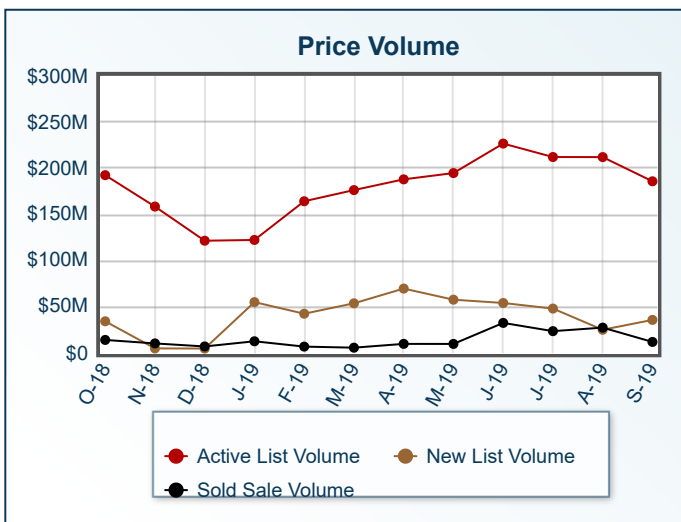
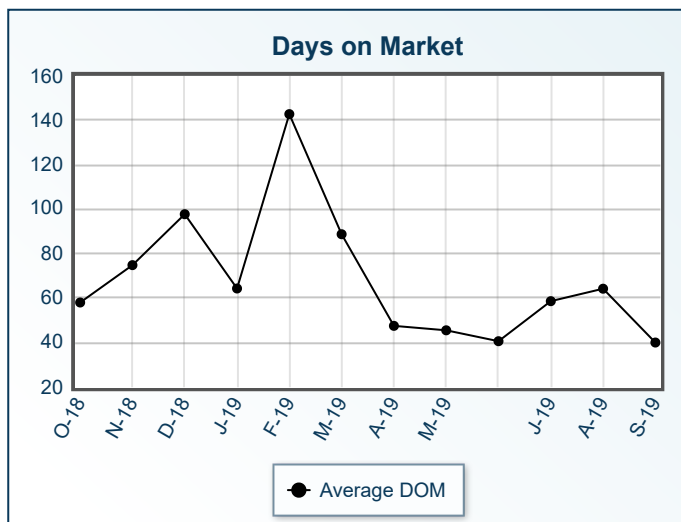
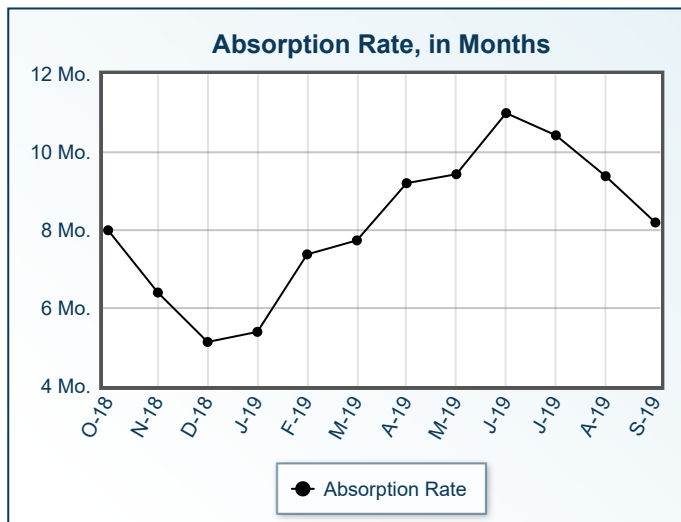
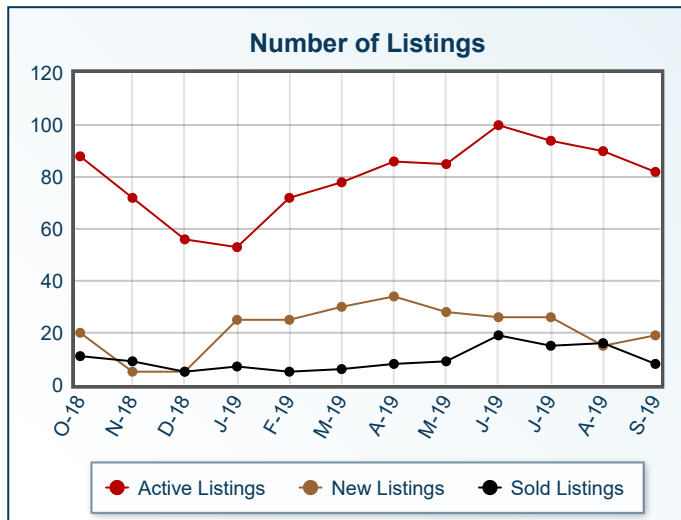


Market Summary

Rumson (RUM) Residential, September 2019



Summary Statistics						
	Sep-19	Sep-18	% Chg	2019 YTD	2018 YTD	% Chg
Absorption Rate	8.2	7.94	3.27	8.69	6.61	31.47
Average List	\$2,268,112	\$2,266,220	0.08	\$1,989,902	\$1,969,693	1.03
Median List	\$1,920,000	\$1,924,000	-0.21	\$1,649,999	\$1,599,000	3.19
Average Sale	\$1,534,875	\$1,340,190	14.53	\$1,541,927	\$1,443,709	6.80
Median Sale	\$1,420,000	\$1,187,450	19.58	\$1,350,000	\$1,200,000	12.50
Average DOM	40	139	-71.22	59	77	-23.38
Median DOM	29	64	-54.69	36	33	9.09