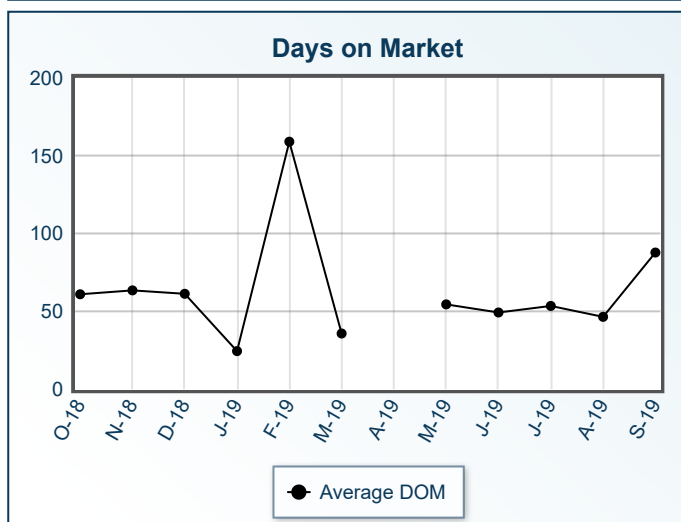
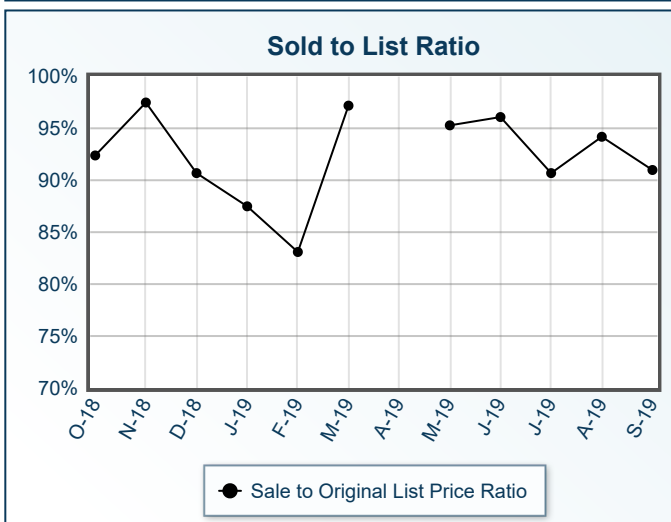
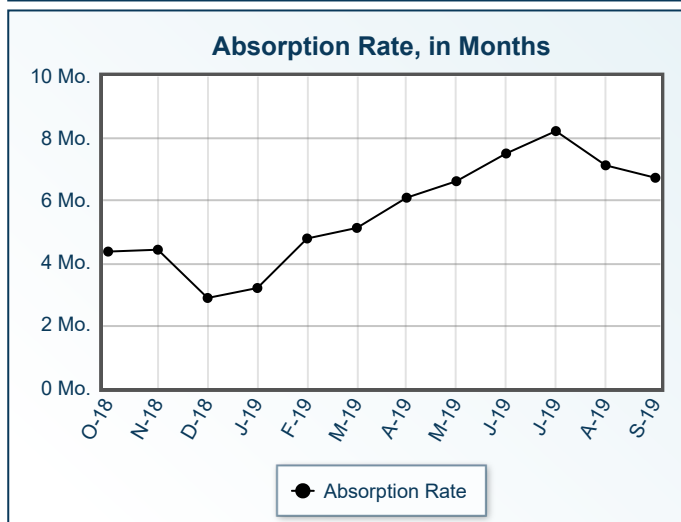
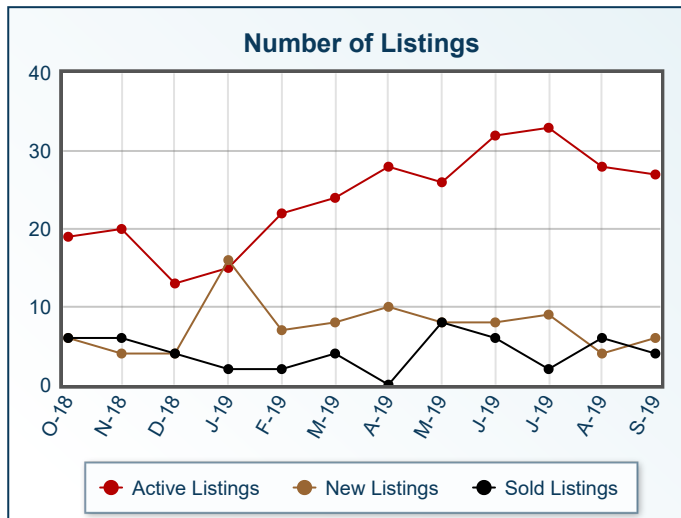


Market Summary

Sea Bright (SEA) Residential, September 2019



Summary Statistics	Sep-19	Sep-18	% Chg	2019 YTD	2018 YTD	% Chg
Absorption Rate	6.75	4.71	43.31	6.18	4.43	39.50
Average List Price	\$1,185,178	\$917,773	29.14	\$1,002,180	\$806,382	24.28
Median List Price	\$985,000	\$822,000	19.83	\$899,000	\$699,000	28.61
Average Sale Price	\$823,000	\$1,158,000	-28.93	\$690,679	\$689,655	0.15
Median Sale Price	\$745,000	\$1,158,000	-35.66	\$541,000	\$580,000	-6.72
Average DOM	87	100	-13.00	58	58	0.00
Median DOM	70	100	-30.00	46	33	39.39