

SPRING LAKE

MARKET SUMMARY - AUGUST 2023

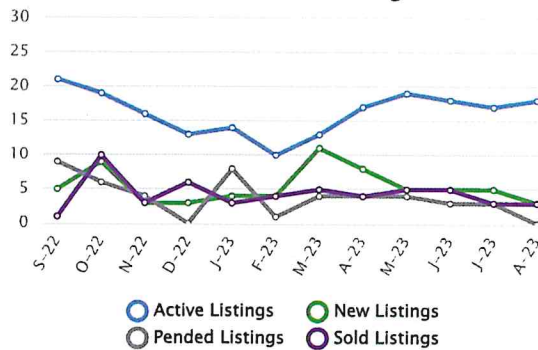


Ward
Wight

Sotheby's
INTERNATIONAL REALTY

	Aug-23	Aug-22	% Chg	2023 YTD	2022 YTD	% Chg
Absorption Rate	4.24	5.17	-17.99	3.52	2.94	19.73
Average List Price	\$4,175,333	\$3,852,129	8.39	\$3,657,613	\$3,168,930	15.42
Median List Price	\$4,224,500	\$3,249,000	30.02	\$3,322,000	\$2,599,500	27.79
Average Sale Price	\$1,148,333	\$4,262,500	-73.06	\$2,210,797	\$2,609,900	-15.29
Median Sale Price	\$530,000	\$4,262,500	-87.57	\$2,010,000	\$2,400,000	-16.25
Average DOM	44	19	131.58	44	23	91.30
Median DOM	23	19	21.05	25	13	92.31

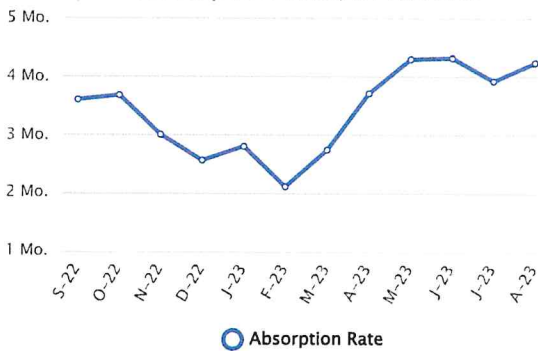
Number of Listings



Listing Prices



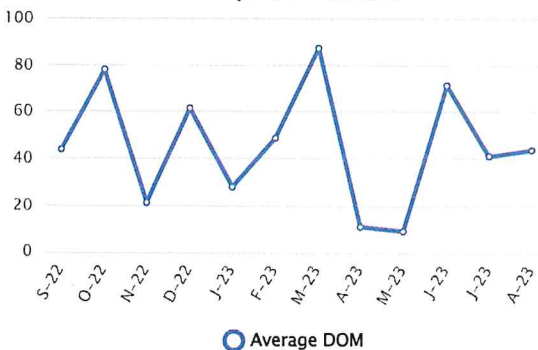
Absorption Rate, in Months



Sold to List Ratio



Days on Market



Price Volume

